

# THE ROYAL DANISH THEATRE

General information & Technical Specifications



## THE PLAYHOUSE

Small Stage



DET KGL. TEATER

V1.6.1

# CONTENT

Welcome To The Playhouse.....	4
Address.....	4
Map.....	4
GENERAL INFORMATION.....	5
Parking & Load-in.....	5
Stage Entrance (crew).....	5
Dressing Rooms .....	5
Cafeteria.....	5
Smoking.....	6
Internet.....	6
Crew (In-house).....	6
Rehearsal Rooms.....	6
Foyer .....	6
Get-out.....	6
TECHNICAL SPECIFICATIONS, SMALL STAGE.....	7
Audience Capacity .....	7
Stage Dimensions.....	7
Stage Rigging/Fly System.....	7
FOH Rigging Points.....	7
Backdrop and Masking.....	7
Platforms.....	7
Power .....	7
LIGHTING, SMALL STAGE.....	8
SOUND & VIDEO, SMALL STAGE.....	9

Speakers.....	9
Mixer.....	9
APPENDIX #1: SEATING PLAN, SMALL STAGE.....	10
APPENDIX #2: STAGE DRAWING, SMALL STAGE.....	11
APPENDIX #3: TRUSS DRAWING, SMALL STAGE.....	12
APPENDIX #4: THE FOYER OF THE PLAYHOUSE .....	13

# WELCOME TO THE PLAYHOUSE

The Royal Danish Theatre's Playhouse ('Skuespilhuset') is located near the popular area Nyhavn and offers a fantastic view of the Opera House. The Playhouse was designed by architects Boje Lundgaard and Lene Tranberg and opened in 2008. It features three stages: the Main Stage, "Mellemgulvet", and the Small Stage. This document provides general information on the entire Playhouse, while the technical specifications of the stages are described separately.

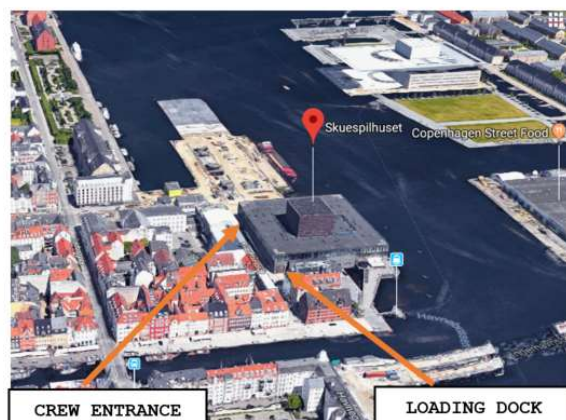
We hope you take the time to read the following pages, as they may answer the most basic questions before your visit. The information in this document serves as a guideline, and the availability of technical equipment and staff will depend on the theatre's own repertoire. Therefore, we encourage all our guests to maintain close communication with our staff both before and during their visit to The Royal Danish Theatre.

We look forward to a great collaboration and hope you have a pleasant experience as a guest at the Playhouse.

## Address

The Royal Danish Playhouse, Sankt Annæ Plads 36, 1250 København.

## Map



# GENERAL INFORMATION

## Parking & Load-in

The Playhouse is located in central Copenhagen, thus making parking difficult. The theatre has a limited number of parking spaces, which you can enquire about through your contact person at the theatre. Alternatively, there is a parking garage under Ofelia Plads, near the Playhouse, where paid parking spaces are available.

The loading dock is accessible for a truck with a long trailer and can only be loaded and unloaded from the rear. There is space for only one long trailer at a time. The gate measures 4.5 x 5m. Power for trucks is available: 240/400V, 63A.

## Stage Entrance (crew)

The stage entrance ("Sceneindgang") is located at Sankt Annæ Plads 36. Our friendly security and reception staff will grant you access here. It is important to send a guest list to your contact person at the theatre in advance.

## Dressing Rooms

On the ground floor, there are quick-change dressing rooms located near the stage on the Stage Right side.

On the third floor, there are two communal dressing rooms, one for men and one for women. Each dressing room can accommodate 20 people and is equipped with a toilet and shower facilities.

## Cafeteria

The cafeteria is located on the third floor and offers food and drinks from a varied buffet. Payment can be made by cash, credit card, or MobilePay.

It is also possible to order catering for meetings and other events from the cafeteria.

## Smoking

According to the public law, smoking is prohibited in public places, which also applies to stages and backstage areas. Smoking is only permitted in the designated smoking room located on the third floor.

## Internet

Free Wi-Fi: KGLSPOT. No password needed.

## Crew (In-house)

For external productions, staffing is arranged in agreement with stage management and depends on the nature of the specific event. Please note that rigging crew is not included, and all work after 23:00 is considered overtime.

## Rehearsal Rooms

The Playhouse has two rehearsal rooms. Please enquire about their availability through your contact person at the theatre.

## Foyer

See appendix #4.

## Get-out

The stage must be cleared immediately after the last performance. Any pick-up of equipment the following day must be coordinated in advance with the Stage Manager.

# TECHNICAL SPECIFICATIONS, SMALL STAGE

## Audience Capacity

The Small Stage has a total capacity of 110 audience seats (unnumbered).  
See Appendix #1 for the seating plan.

## Stage Dimensions

Width: 13 m. Depth: 9 m.

See Appendix #8 for the stage drawing.

Please note that the access route to the stage is limited. The primary access is 3.60 x 4.80 m. The secondary access, which can only be used by agreement, is 1.8 x 2 m.

## Stage Rigging/Fly System

PROLYTE X30 truss

2 PROLYTE X30 truss positioned 12 m. above the audience.

3 PROLYTE X30 truss positioned 12 m. above the stage.

1 PROLYTE X30 truss positioned 12 m. above the stage on Wind-ups.

## FOH Rigging Points

500 kg electric chain hoists.

## Backdrop and Masking

No masking available.

## Platforms

Various 2 m x 1 m platforms in different heights. Enquire about availability.

## Power

Stage left: 16a, 32a and 63a.

Stage right: 16a, 32a and 63a.

## LIGHTING, SMALL STAGE

Lampetype	Antal
LED:	
Prolights Eclipse CT+, 26"	16
Prolights Eclipse Fresnel 2KTW, Manuel zoom, 17-52"	6
ClayPaky Key Eye K20 HCR, moving light	4
Prolights Diamond 19CC, moving light	2
Chauvet COLORado 1-Tri Tour	14
Konventionel:	
Enizoom 1,2 KW profil, 15-38"	20
Source four zoom 750W profil, 15-30"	10
Source four 750W, 19" og 26" linser	10
PAR 64	30
ADB F101 fresnel, 1,2 KW, 13-59"	8
Selecon Arena fresnel, 2,5 KW, 7-60"	12
<b>Dæmpere</b>	<b>Antal</b>
Standard dæmpere (8 stk 12 kreds)	96
RJ Neon dæmper, 1 stk 6 kreds	6
<b>Dæmper-udtag, CEE</b>	<b>Dim-nr</b>
Scene-truss 1-3, jævnt fordelt	1-54
Front-truss 2, jævnt fordelt	61-78
Front-truss 1, jævnt fordelt	79-96
Salslys	97+98
<b>Lysbord</b>	<b>Antal</b>
GrandMa3 OnPc Command Wing	1

## SOUND & VIDEO, SMALL STAGE

### Speakers

2 x Meyer UPJ-1P active speakers, 1 x Meyer 600HP active subwoofer.

### Mixer

Midas M32R Live - digital mixer, 16/8 analog - 32/32 Dante.

Flight case with various audio cables.

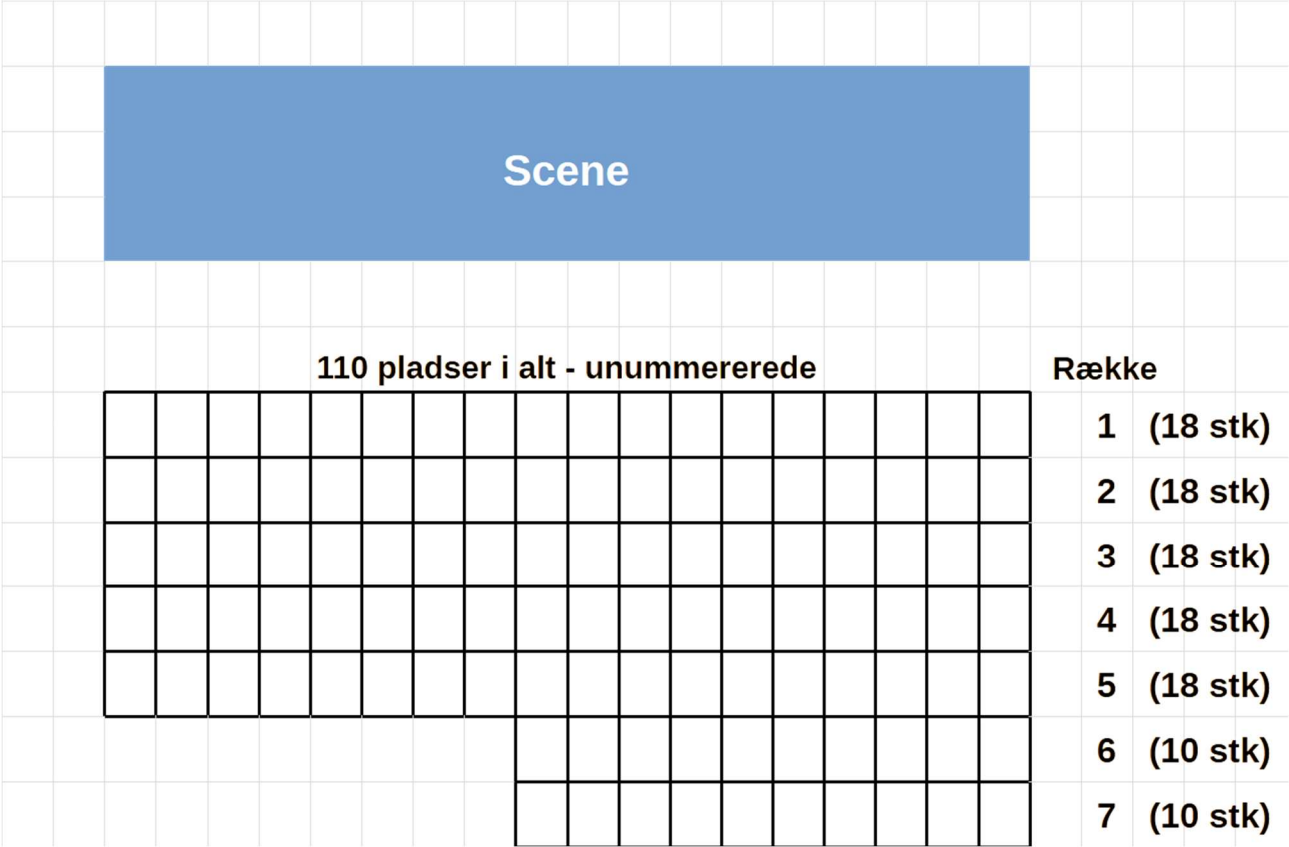
If wireless equipment is used, frequencies must be agreed with DKT before use.

### Ventilation System

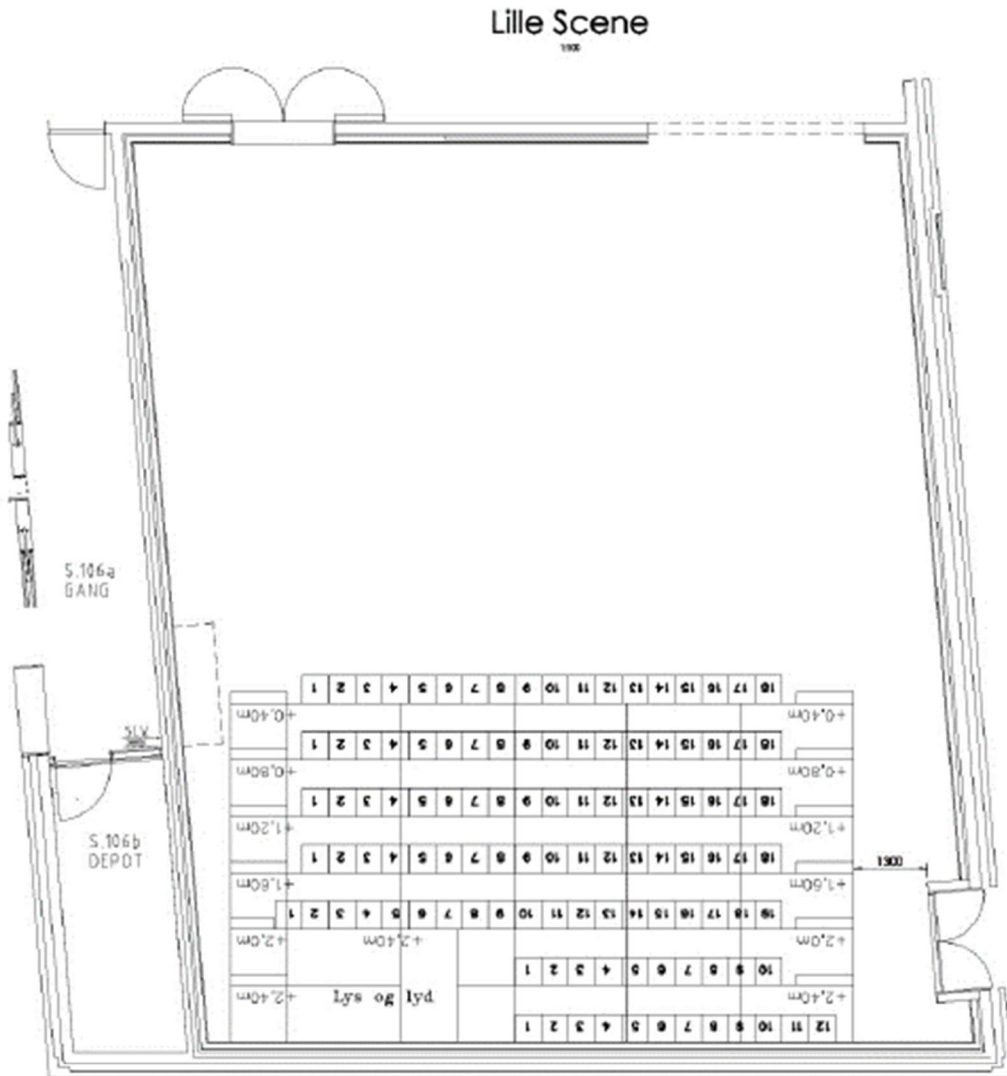
The Small Stage is equipped with a ventilation system that both circulates the air and maintains a pre-set temperature. At times, a faint humming sound may be heard, but it can be turned off during selected periods upon request.

If you want the system turned off, a detailed schedule for all days during the period, including performance evenings, must be sent to the technical manager.

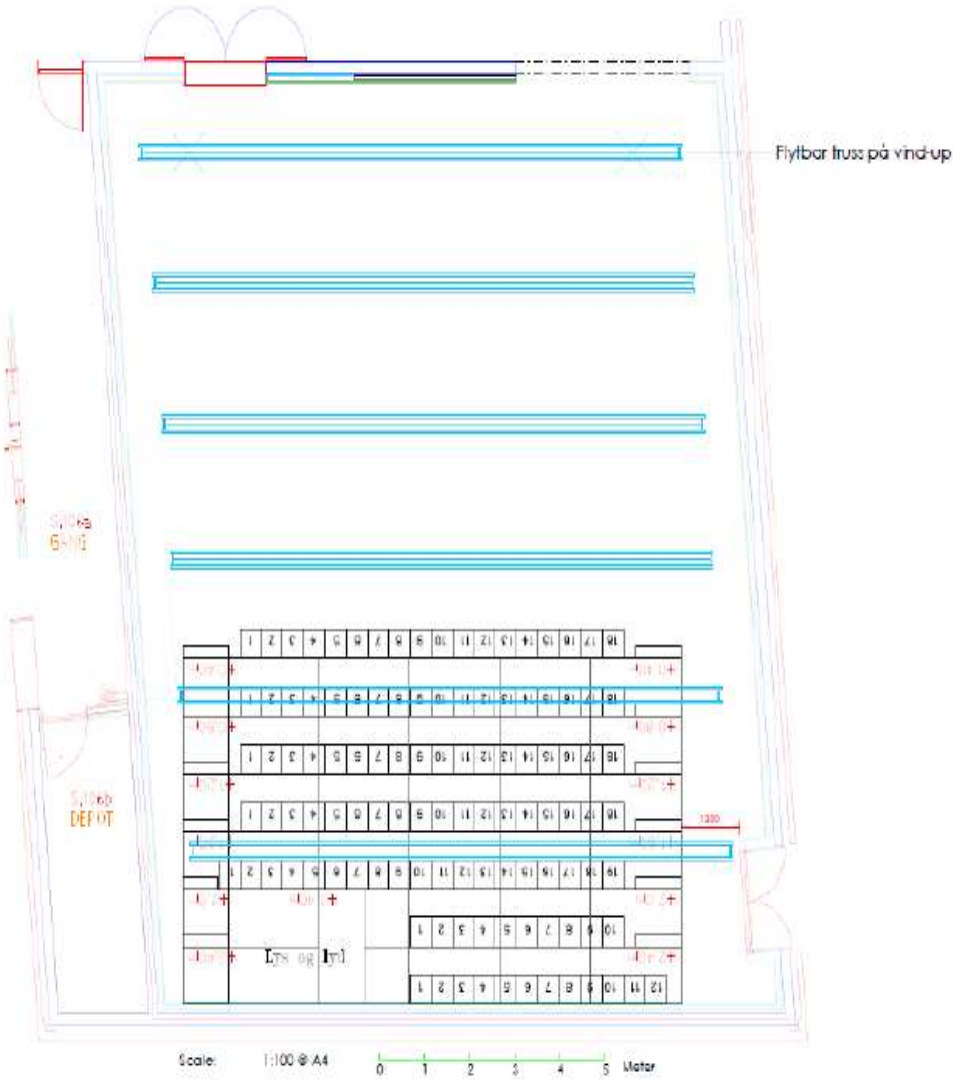
# APPENDIX #1: SEATING PLAN, SMALL STAGE



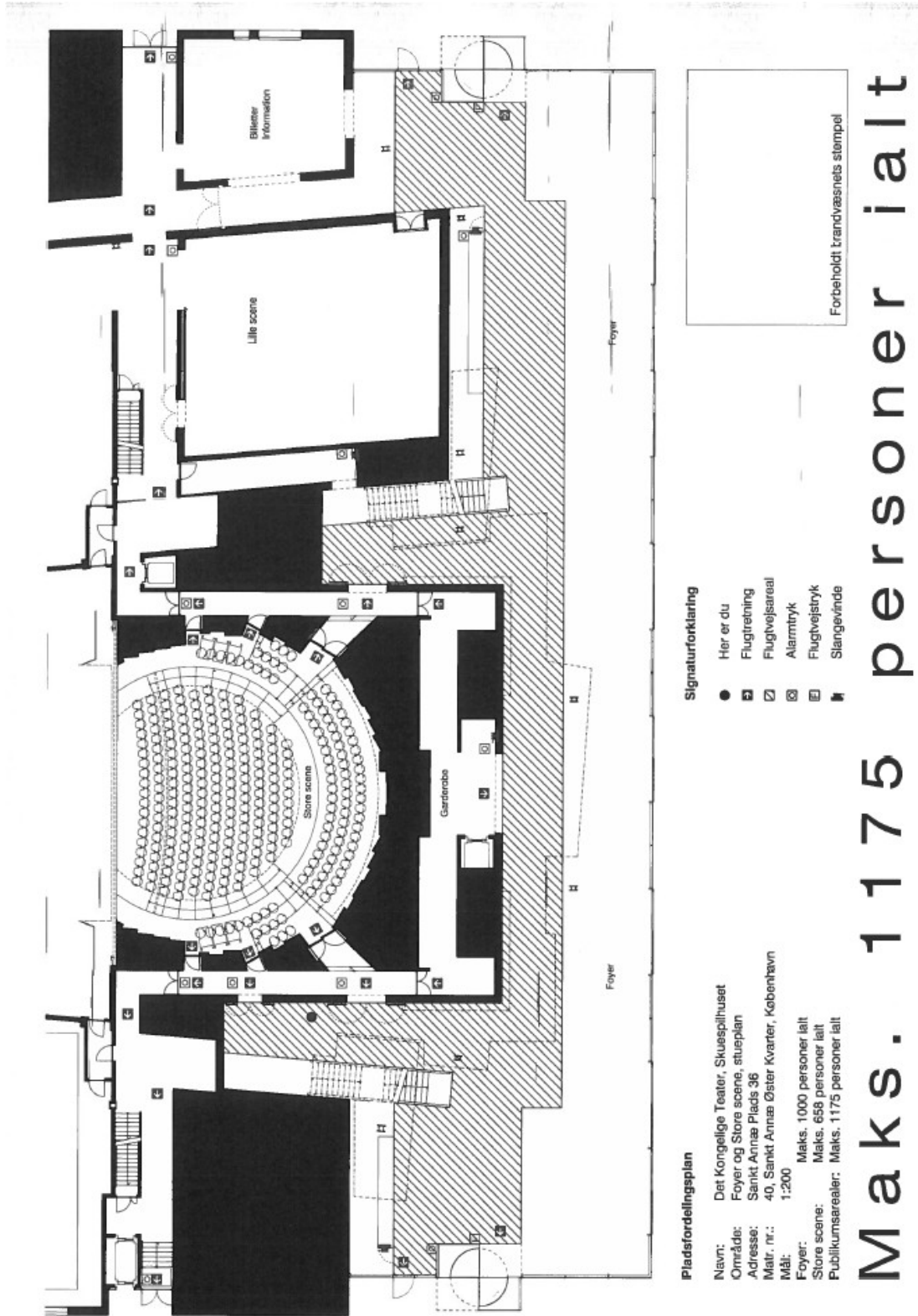
# APPENDIX #2: STAGE DRAWING, SMALL STAGE



# APPENDIX #3: TRUSS DRAWING, SMALL STAGE



# APPENDIX #4: THE FOYER OF THE PLAYHOUSE



## Pladsfordellingsplan

Navn: Det Kongelige Teater, Skuespilhuset  
 Område: Foyer og Store scene, stueplan  
 Adresse: Sankt Annæ Plads 36  
 Matr. nr.: 40, Sankt Annæ Øster Kvarter, København  
 Mål: 1:200  
 Foyer: Maks. 1000 personer ialt  
 Store scene: Maks. 658 personer ialt  
 Publikumsarealer: Maks. 1175 personer ialt

## Signaturforklaring

- Her er du
- ➔ Flugtretning
- ☑ Flugtvejsareal
- ⊗ Alarmtryk
- ⊞ Flugtvejstryk
- ⊞ Slangevinde

Forbeholdt brandvæsens stempel

Maks. 1175 personer ialt